

Technical Data - Scando 650 FC32/39I



GENERAL DATA

Installation country	USA
Regulation	ANSI A10.4
Hoist config no	C52 - Long car with two vertical gates
Drive unit	3-motor FC Capacity 7100 lbs. 177 fpm
Other possible configurations	See general technical data sheet

PERFORMANCE

Payload capacity	7100 lbs
Max. lifting height (higher on req.)	655 ft 10.91"
No of persons	35
No of buffers/hoist	3 pcs
Safety device	9099255-SUB (HS)
Safety device SUB no	1212

CAR DIMENSIONS

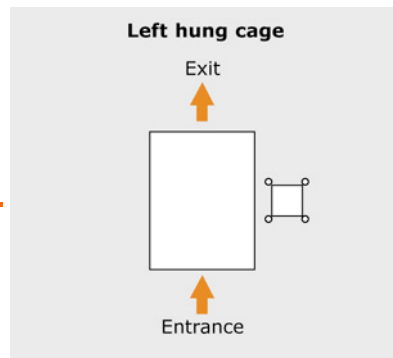
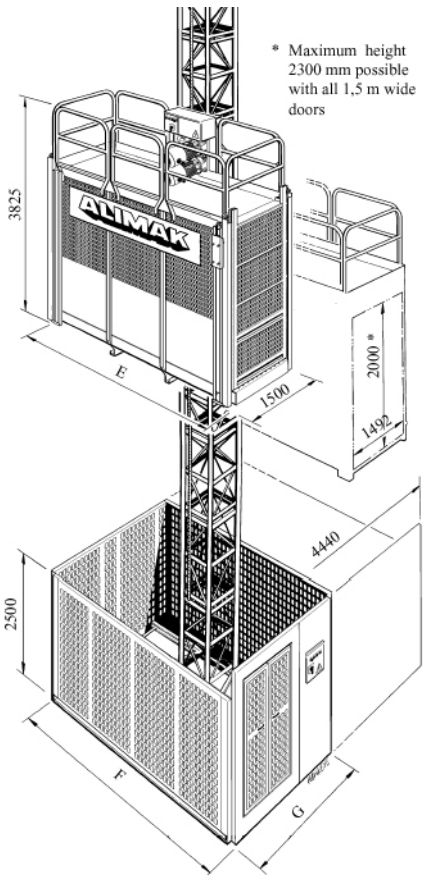
Internal width	4 ft 11.03"
Internal length	12 ft 9.48"
External length	13 ft 2.2"
Internal height	7 ft 6.51"
Door opening height	6 ft 6.7"
Min shaft width	8 ft 6.32"
Min shaft length	13 ft 10.07"

ELECTRICAL DATA

Voltage supply	480 V
Frequency	60 Hz
Power supply fuses	100 A
Power consumption	56 / 65 kVA
Starting current	77 / 90 A
Hoist voltage	480 V
Motor power	3x11 kW
Cable guiding system	Cable trolley, sep ctrl cable (double wheels)

TRANSPORT DIMENSIONS AND WEIGHTS

Car weight (incl drive unit, excl cable)	5300 lbs
Drive unit weight	1900 lbs
Base unit weight (singel)	7800 lbs
Mast section weight, one rack	200 lbs
Mast section weight, two racks	200 lbs
Mast section length	4 ft 11.34"
Base unit length	14 ft 5.16"
Base unit width	8 ft 4.35"
Base unit height (excl machinery)	10 ft 1.99"
Mast length for hoist	11 ft 2.59"



2299 Performance Way
Columbus, Ohio 43207

Phone: (614) 278-2120
Web: www.ccgroup-inc.com

Technical Data – Scando 650 FC32/39II



GENERAL DATA

Installation country	USA
Regulation	ANSI A10.4
Hoist config no	C52 - Long car with two vertical gates
Drive unit	3-motor FC Capacity 7100 lbs. 177 fpm
Other possible configurations	See general technical data sheet

PERFORMANCE

Payload capacity	7100 lbs
Max. lifting height (higher on req.)	655 ft 10.91"
No of persons	35
No of buffers/hoist	3 pcs
Safety device	9099255-SUB (HS)
Safety device SUB no	1212

CAR DIMENSIONS

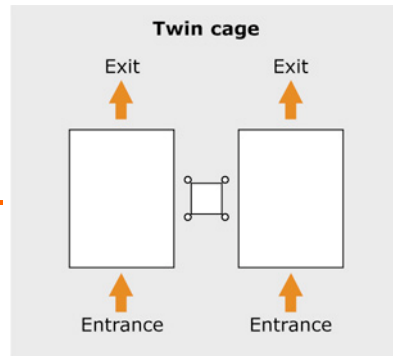
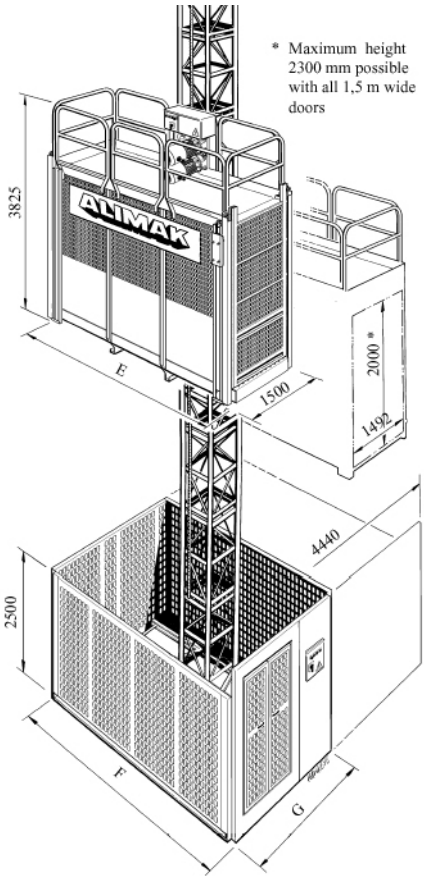
Internal width	4 ft 11.03"
Internal length	12 ft 9.48"
External length	13 ft 2.2"
Internal height	7 ft 6.51"
Door opening height	6 ft 6.7"
Min shaft width	14 ft 0.04"
Min shaft length	13 ft 10.07"

ELECTRICAL DATA

Voltage supply	480 V
Frequency	60 Hz
Power supply fuses	100 A
Power consumption	56 / 65 kVA
Starting current	77 / 90 A
Hoist voltage	480 V
Motor power	3x11 kW
Cable guiding system	Cable trolley, sep ctrl cable (double wheels)

TRANSPORT DIMENSIONS AND WEIGHTS

Car weight (incl drive unit, excl cable)	5300 lbs
Drive unit weight	1900 lbs
Base unit weight (singel)	8000 lbs
Mast section weight, one rack	200 lbs
Mast section weight, two racks	200 lbs
Mast section length	4 ft 11.34"
Base unit length	14 ft 5.16"
Base unit width	8 ft 4.35"
Base unit height (excl machinery)	10 ft 1.99"
Mast length for hoist	11 ft 2.59"



2299 Performance Way
Columbus, Ohio 43207

Phone: (614) 278-2120
Web: www.ccggroup-inc.com